



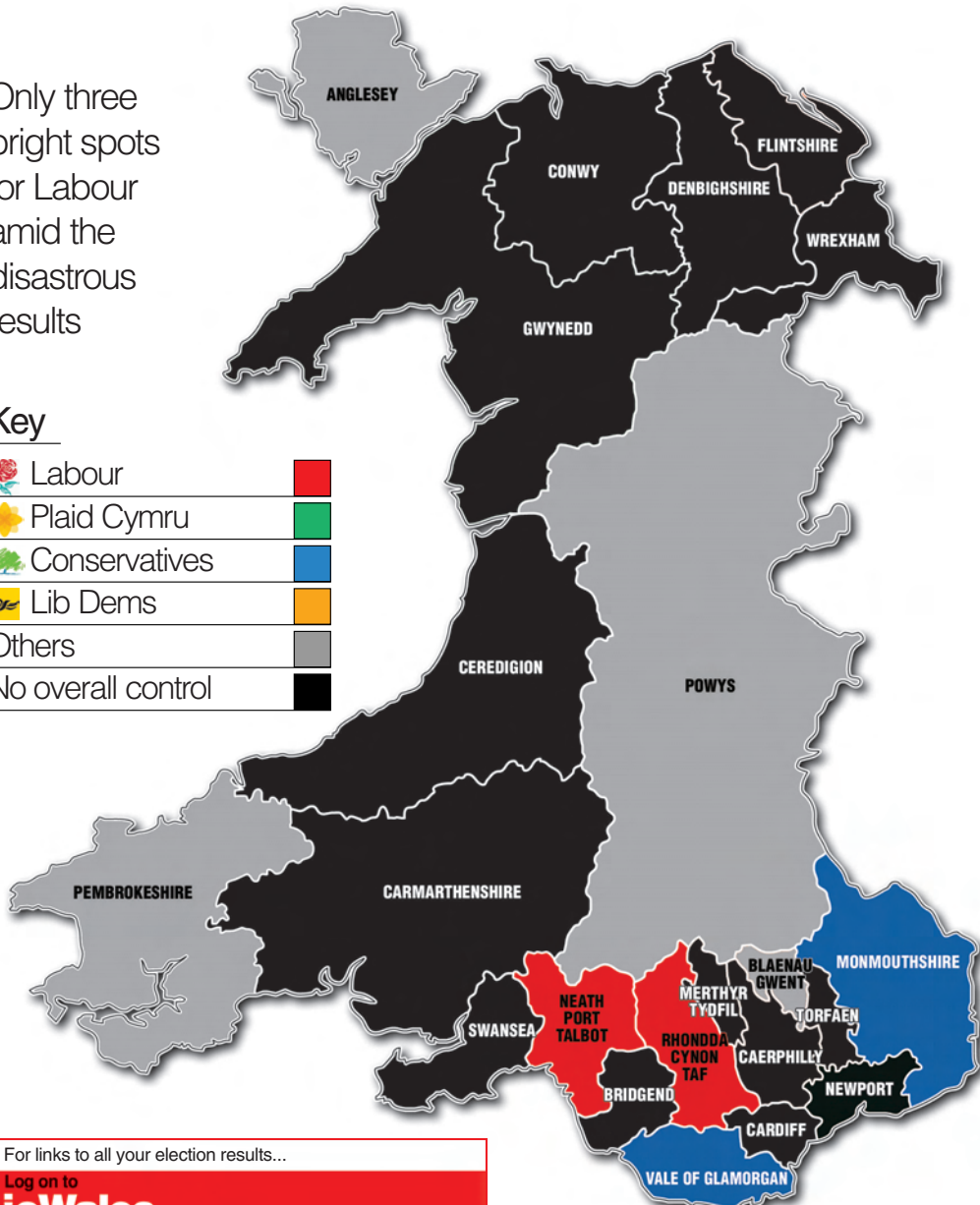
ELECTION SPECIAL

# State of the Nation 2008

Only three bright spots for Labour amid the disastrous results

Key

-  Labour
-  Plaid Cymru
-  Conservatives
-  Lib Dems
- Others
- No overall control



For links to all your election results...  
 Log on to **icWales.co.uk/news**

**ANGLESEY**

**OTHERS HOLD**

Others	23	-9
Plaid	8	+2
Labour	5	+5
Lib Dem	2	+1
Conservatives	2	+1

■ A variety of Independents still hold sway, although the parties are increasing their representation. The only council where all four major parties recorded net gains.

**BRIDGEND**

**NOC HOLD**

Labour	27	+5
Lib-Dem	11	-2
Others	9	-2
Conservatives	6	-1
Plaid	1	0

■ One of Labour's two silver linings in Wales, where the party is likely to oust the former Lib Dem-led administration.

**CARDIFF**

**NOC HOLD**

Lib Dem	35	+3
Conservatives	17	+7
Labour	13	-14
Plaid	7	+3
Others	3	+1

■ Far from fulfilling its hopes of regaining control, Labour was reduced to the third party. It remains unclear whether the Lib Dems will rule alone or in coalition with others.

**CEREDIGION**

**NOC NO CHANGE**

Plaid	19	+3
Others	12	-4
Lib Dem	10	+1
Labour	1	0

■ Plaid Cymru failed to fulfil its ambition of gaining overall control, losing the seat of its parliamentary candidate in the process. But they made net gains.

**DENBIGHSHIRE**

**NOC NO CHANGE**

Conservatives	18	+9
Others	13	-11
Plaid	8	+1
Labour	7	0
Lib Dem	1	+1

■ More gains for the Conservatives, providing further evidence of their increasing level of support in North Wales.

**GWYNEDD**

**NOC GAIN FROM PC**

Plaid	35	-8
Others	30	+13
Lib Dem	5	-1
Labour	4	-4

■ Plaid got something of a bloody nose in its heartland, although it is likely to keep control with the support of a number of sympathetic Independents.

**POWYS**

**OTHERS HOLD**

Others	45	-9
Lib Dem	15	0
Conservatives	9	+9
Labour	4	0

■ Cock-a-hoop Conservatives are celebrating going up from zero to nine, although this remains an Independent stronghold.

**MERTHYR TYDFIL**

**NOC GAIN FROM LABOUR**

Others	19	+3
Labour	8	-9
Lib Dem	6	+6

■ Another bad result for Labour, where it lost its leader Harvey Jones. The Lib Dems did especially well, capitalising on opposition to a huge opencast mine.

**RHONDDA CYNON TAF**

**LAB HOLD**

Labour	45	-12
Plaid	20	+7
Others	5	+2
Lib Dem	4	+2
Conservatives	1	+1

■ Having dampened down expectations, Plaid picked up a few seats, although Labour retains a more than healthy overall majority.

**MONMOUTHSHIRE**

**CONSERVATIVE HOLD**

Conservatives	29	+5
Labour	7	-2
Lib Dem	5	+2
Others	1	-4
Plaid	1	-1

■ This true Tory county went even bluer, defeating Labour's leader, deputy leader and chief whip. Local MP David Davies increasingly looks like having a job for life.

**SWANSEA**

**NOC HOLD**

Labour	30	-2
Lib Dem	23	+3
Others	14	+2
Conservatives	4	0
Plaid	1	-3

■ Another big city council where Labour failed to make a comeback. A further Lib Dem-led coalition is the likely outcome.

**NEATH PORT TALBOT**

**LAB HOLD**

Labour	37	+1
Others	12	-4
Plaid	11	+1
Lib Dem	4	+2

■ Bucked the anti-Labour trend, probably thanks to the largely held view that it is a well run council under leader Derek Vaughan, who next year is in line to become an MEP.

**TORFAEN**

**NOC GAIN FROM LABOUR**

Labour	18	-16
Others	16	+9
Conservatives	5	+4
Plaid	3	+3
Lib Dem	2	0

■ Losing Torfaen is a wholly unexpected blow to Labour, whose defeated councillors appeared shell-shocked. A blow to Welsh Secretary Paul Murphy.

**NEWPORT**

**NOC GAIN FROM LABOUR**

Labour	19	(31)
Conservatives	16	(11)
Lib Dem	6	(6)
Plaid	2	(1)
Others	1	(1)
Vacant	6	

■ A big loss for Labour, but the final result is unclear as two candidates died days before the election, so six seats are still vacant. (Figures in brackets are pre-poll share of seats)

**VALE OF GLAMORGAN**

**CON GAIN FROM NOC**

Conservatives	25	+5
Labour	13	-3
Plaid	6	-2
Others	3	0

■ Not unexpected Tory victory, reclaiming the council they lost in a coup half way through the last term.

**BLAENAU GWENT**

**OTHERS GAIN FROM LAB**

Others	23	+8
Labour	17	-8
Lib Dem	2	0

■ Labour has taken a drubbing here for the fourth successive year. A coalition of Independents, People's Voice and Liberal Democrats may take power.

**CAERPHILLY**

**NOC GAIN FROM LABOUR**

Labour	32	-9
Plaid	32	+6
Others	9	+3

■ Ron Davies and other Independents hold the balance of power in a council where the two main parties were in a dead heat.

**CARMARTHENSHIRE**

**NOC HOLD**

Plaid	31	+15
Others	30	-3
Labour	12	-13
Lib Dem	1	+1

■ Impressive performance from Plaid, overtaking the Independents to become the biggest group. Horsetrading for control can be expected.

**CONWY**

**NOC HOLD**

Conservatives	22	+8
Others	14	-3
Plaid	12	+1
Labour	7	-5
Lib Dem	4	-1

■ The Tories made significant gains, putting them in pole position to take the Aberconwy seat at the general election.

**FLINTSHIRE**

**NOC GAIN FROM LABOUR**

Others	26	+7
Labour	22	-13
Lib Dem	11	+1
Conservatives	9	+5
Plaid	1	0

■ Disastrous result for Labour in an area where it has traditionally had solid support. The scale of losses will have shocked party workers.

**PEMBROKESHIRE**

**OTHERS HOLD**

Others	42	+1
Labour	5	-6
Plaid	5	0
Conservatives	5	+4
Lib Dem	3	+1

■ Independents still rule the roost here, having actually increased their numbers. The loss of more than half Labour's seats is bad news for MP Nick Ainger.

**WREXHAM**

**NOC HOLD**

Others	20	+6
Lib Dem	12	-2
Labour	11	-9
Conservatives	5	+1
Plaid	4	+4

■ Unimpressive performance from Labour in a seat it won back at last year's Assembly election. But the Lib Dems lost seats too.